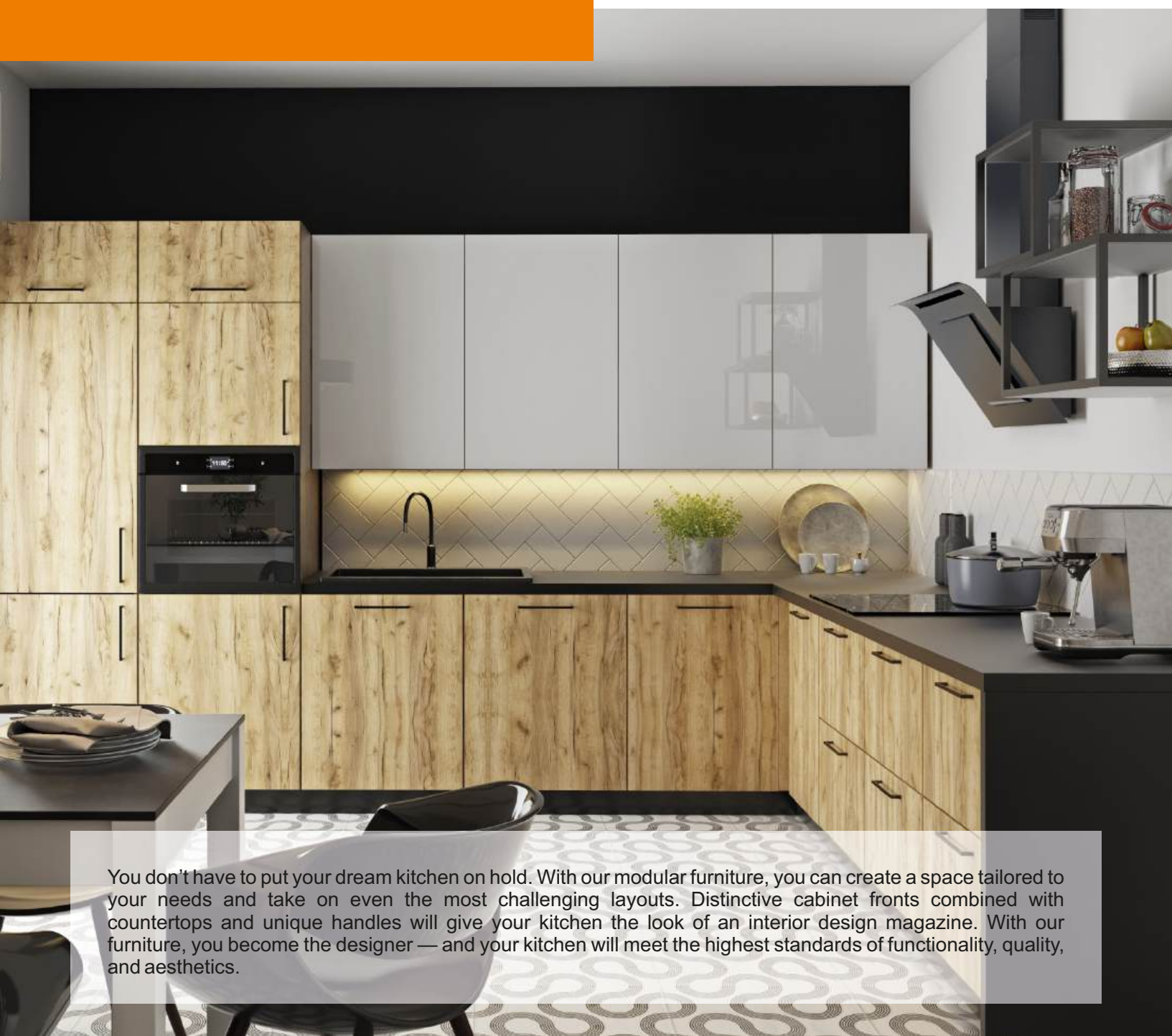


RAVENA

MODULAR KITCHENS




You don't have to put your dream kitchen on hold. With our modular furniture, you can create a space tailored to your needs and take on even the most challenging layouts. Distinctive cabinet fronts combined with countertops and unique handles will give your kitchen the look of an interior design magazine. With our furniture, you become the designer — and your kitchen will meet the highest standards of functionality, quality, and aesthetics.

RYFLA

Fluted cabinet fronts are one of the hottest trends in interior design. They add a unique touch to any kitchen - combining elegance with a warm, inviting feel. Used selectively on certain cabinets, they beautifully break up uniform kitchen layouts.



RAVENA modular kitchen, front **RYFLA** artisan oak / **TAFLA** white mat lacquer




RYFLA
Material: MDF board
Finish: lacquer matt
Thickness: 18 mm



RYFLA
Material: MDF board
Finish: PVC foil
Thickness: 18 mm

RYFLA matt lacquer colors:



RYFLA PVC
foil decors:



Available fronts sizes for RYFLA PVC:

355x396	713x396	920x396
355x446	713x446	920x446
355x496	713x496	920x496
355x596	713x596	920x596


Available sizes of side panels in grooved
RYFLA finish:
358x320, 716x320, 923x320



Grooved handle fronts offer a sleek, minimalist solution. A refined alternative to traditional handles, they work beautifully in both modern and classic interiors.



RAVENA modular kitchen, front **TAFLA S** deep navy / **RYFLA** deep navy



TAFLA S
Material: MDF board
Finish: lacquer matt
Thickness: 19 mm

matt lacquer colours:




BRISTOL

Bristol fronts are a classic design featuring deep grooves, perfect for creating an elegant classic or modern rustic interior. The kitchen transforms depending on the choice of handles and the style of the vitrines.



RAVENA modular kitchen, front **BRISTOL** deep green



Material: MDF board
Finish: matt lacquer
Thickness: 19 mm

matt lacquer colours:



London fronts merge classic elegance with contemporary design. They can be adapted to suit a stylish modern kitchen, an English-inspired kitchen, or a rustic look.



RAVENA modular kitchen, front **LONDON** white/grey



Matt lacquer colours:



Material: MDF board
Finish: matt lacquer
Thickness: 19 mm



Crown molding for wall cabinets




HAGA

HAGA fronts are distinguished by a sleek, thin frame that enhances the character and elegance of any kitchen layout. Depending on the choice of handle and color, they can seamlessly adapt to various interior styles.



RAVENA modular kitchen, front **HAGA** white lacquer / natural oak veneer.



Material: MDF board
Finish: veneer or matt varnish
Thickness: 19 mm




Thin frame

matt lacquer colours:



White



Alabaster



Rose



Dove grey

NEW



Cashmere

Veneer:



Natural oak



Natural Walnut




Graphite



Deep green



Deep navy



Black



ROMA fronts are characterized by a clean, simple frame that defines their timeless appeal. While rooted in classic tradition, they also harmonize beautifully with contemporary interiors.



RAVENA modular kitchen, front **Roma** grey lacquer



Material: MDF board
Finish: veneer or matt varnish
Thickness: 18 mm



Simple frame



TAFLA

TAFLA is a flat-front style with a simple form, ideal for contemporary interiors.
The design allows for versatile color and material combination




RAVENA modular kitchen, front **TAFLA** white glossy lacquer / hudson oak gold laminate.

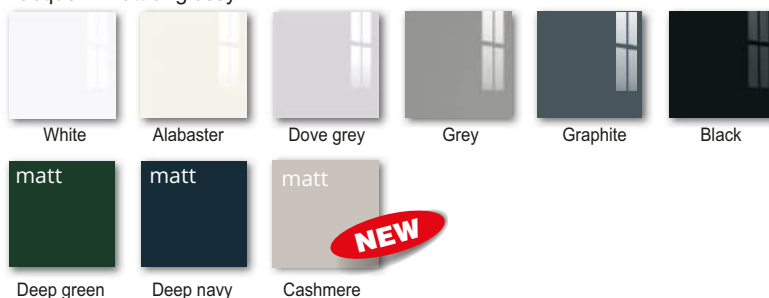


Material: MDF or chipboard
Finish: matt lacquer,
glossy lacquer or laminate
Thickness: 18 mm

Front decors - laminate:




Lacquer - matt or glossy:



TAFLAB is a sleek front with a distinctive J-shaped groove serving as a handle – perfect for modern kitchens. A pure expression of minimalism and a smart, functional solution.



RAVENA modular kitchen, front **TAFLA B** graphite matt lacquer.



Material: MDF or chipboard
Finish: matt or glossy lacquer
Thickness: 18 mm

Lacquer - matt or glossy:



A functional groove replaces the traditional handle.




TAFLA L

TAFLA L fronts are defined by their simple form and bold black aluminium J-profile handles. Distinctive and functional, the handles are a signature element of this collection, ideal for kitchens with an industrial edge.



RAVENA modular kitchen, front **TAFLA L** white glossy / black matt. Features black aluminium vitrines.




Material: MDF or chipboard

Finish: matt lacquer, glossy lacquer or laminate
Thickness: 18 mm

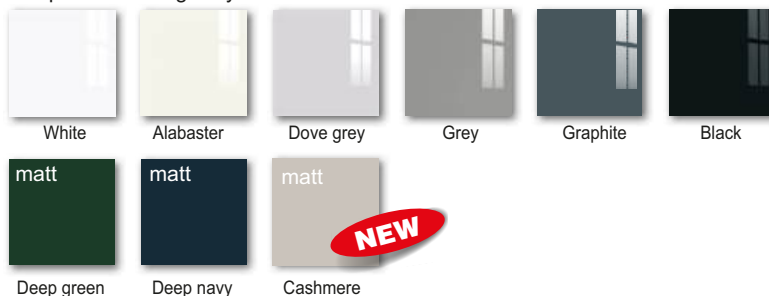


Black integrated strip handles embedded in the fronts.

Front decors - laminate:



Lacquer - matt or glossy:



TAFLA L GOLD

TAFLA L GOLD – fronts with gold strip handles. They perfectly complement modern kitchen spaces, offering a fashionable and elegant touch. The fronts emphasize the unique character of the kitchen, beautifully pairing with matte surfaces. Combined with gold aluminium vitrines, they add a refined and luxurious finish to the design.



RAVENA modular kitchen, front **TAFLA L GOLD** dusty green. Features gold aluminium vitrines.



Material:
chipboard

Finish: laminate
Thickness: 18 mm

Front decors - laminate:



Gold craft oak



Hudson oak
chocolate



Cashmere



Dusty green

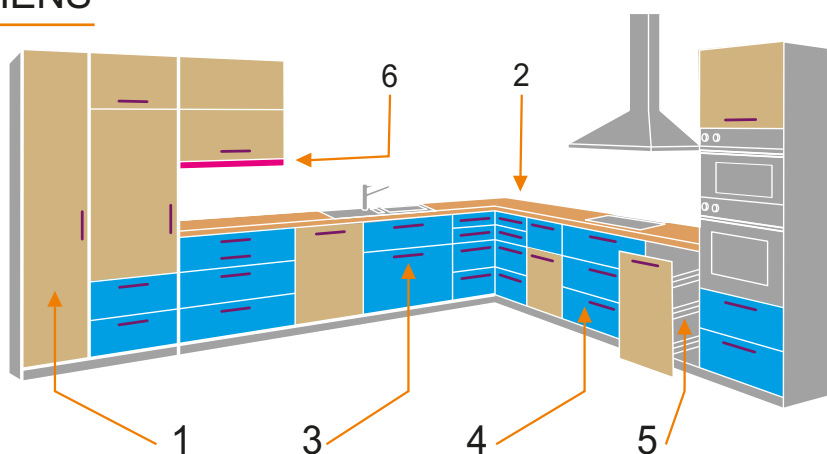


Gold strip handles
embedded in the fronts.

RAVENA modular kitchen,
front **TAFLA L GOLD** dusty green.
Features gold aluminium vitrines.



RAVENA MODULAR KITCHENS



1. FRONTS

Decors and colours that reflect current interior design trends, perfect for enthusiasts of both classic and modern styles. Also available in a minimalist handleless design.

2. WORKTOPS

Stylish wood, concrete, and stone decors.

3. HANDLES

Simple, modern shapes or subtly classic designs.

Available in standard colours like black and silver, as well as bolder options like gold and copper.

4. DRAWERS

Three types of drawers in three price ranges.

You can choose the drawer standard that best suits your budget and needs.

5. ACCESSORIES

A wide selection of cabinet and drawer fittings, ensuring excellent organization, comfort and convenience in the kitchen.

6. LED LIGHTING

Modern and elegant. Available as single lamps, modules that evenly illuminate the entire countertop, or installations integrated into the bottom of the cabinet.



CARCASS

Material: 18 mm chipboard
Finish: laminate, PVC edging
BLUM Blumotion hinges with soft close and lifetime warranty
Adjustable legs (height 10-15 mm)

Available carcass colours:



White



Light Graphite

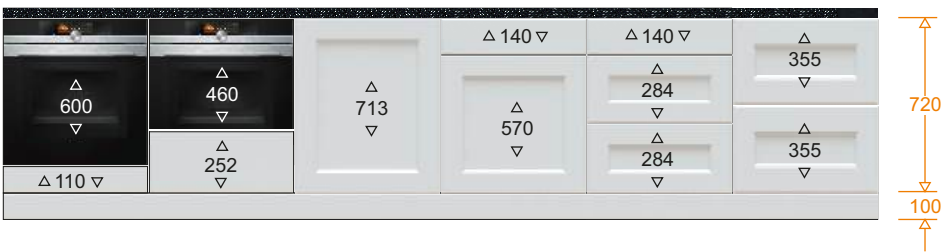



Stone oak

CABINET SIZES



Black



METAL DETAILS

KUBIK - METAL PROFILE

Top and bottom shelves available in black and stone oak.

Profile: 20 mm
Colour: black

Available widths: 45, 60, 90 cm










































FRONT WITH ALUMINIUM FRAME

Profile: 19 mm
Colour: black, gold
Glass: smooth brown antisol, fluted transparent


Available for cabinets with a lift-up front, width 45, 60, 90 cm, and for standard hinged door cabinets, width 45, 60 cm.



WALL CABINETS

height 72 cm	<p>MICROWAVE CABINET</p>  <p>GM-60 GM-60-HK-XS</p>	<p>BUILT-IN HOOD CABINET</p>  <p>GOK-60</p>	<p>WALL CABINETS</p>  <p>G-15</p>  <p>G-30 G-40 G-45 G-50 G-60</p>  <p>G2-80 G2-90</p>  <p>GV-40 GV-45 GV-50 GV-60</p>	<p>WALL CABINETS</p>  <p>GV-AL-45 GV-AL-60</p>  <p>G2V-80 G2V-90</p>  <p>G2V-AL-90</p>	<p>CABINETS FOR DISH RACK</p>  <p>GC-60</p>  <p>G2C-80 G2C-90</p>	<p>CORNER CABINETS</p>  <p>GNWU-60</p>  <p>GNW-60</p>  <p>GN-65</p> <div>NEW</div>	
height 92 cm	<p>MICROWAVE CABINET</p>  <p>GM-60-H92</p>	<p>BUILT-IN HOOD CABINET</p>  <p>GOK-60-H92</p>	<p>WALL CABINETS</p>  <p>G-15-H92</p>  <p>G-30-H92 G-40-H92 G-45-H92 G-50-H92 G-60-H92</p>  <p>G2-80-H92 G2-90-H92</p>  <p>GV-40-H92 GV-45-H92 GV-50-H92 GV-60-H92</p>	<p>WALL CABINETS</p>  <p>GV-AL-45-H92 GV-AL-60-H92</p>  <p>G2V-80-H92 G2V-90-H92</p>  <p>G2V-AL-90-H92</p>		<p>CORNER CABINETS</p>  <p>GNWU-60-H92</p>  <p>GNW-60-H92</p>  <p>GN-65-H92</p> <div>NEW</div>	
height 36 cm	<p>LIFT-UP FRONT CABINETS</p>  <p>GO-30 GO-30-HK-XS GO-40 GO-40-HK-XS GO-45 GO-45-HK-XS GO-50 GO-50-HK-XS GO-60 GO-60-HK-XS</p>  <p>GO-80 GO-80-HK-XS GO-90 GO-90-HK-XS</p>  <p>GOV-45 GOV-45-HK-XS GOV-50 GOV-50-HK-XS GOV-60 GOV-60-HK-XS</p>  <p>GOV-AL-45-HK-XS GOV-AL-60-HK-XS</p>  <p>GOV-80 GOV-80-HK-XS GOV-90 GOV-90-HK-XS</p>  <p>GOV-AL-90-HK-XS</p>  <p>GO-30-GL-56 GO-30-GL-56-HK-XS GO-40-GL-56 GO-40-GL-56-HK-XS GO-45-GL-56 GO-45-GL-56-HK-XS GO-60-GL-56 GO-60-GL-56-HK-XS</p>					<p>OPEN CABINET</p>  <p>KUBIK-45 KUBIK-60 KUBIK-90</p> <p>Cabinets available in the following colours: stone oak, matte white lacquer, matte grey lacquer.</p>	<p>OPEN METAL CABINET</p>  <p>KUBIK MET-45 KUBIK MET-60 KUBIK MET-90</p> <p>Profile in black colour</p> <p>2 shelves for KUBIK MET, top and bottom, Colour: black, stone oak</p>
height 36 cm	<p>CORNER CABINETS</p>  <p>GNW-60-H36</p>  <p>GNW-90-H36-GL-56</p>		<p>CABINET FOR SIDE-BY-SIDE REFRIDGERATOR</p>  <p>GO-95-GL-56</p>				
height 50 cm	<p>HOOD CABINET</p>  <p>GOO-60-50-HK-XS</p>						

GLASS SHELVES



Optionally for display cabinets,

By default, shelves in wall cabinets are in the same colour as the carcass. Optionally: glass shelves can be ordered.

GLASS SHELVES



Optionally for display cabinets, available in widths: 40, 45, 50, 60, 80, 90 cm

BUILT-IN EXTRACTION HOOD

Designed for cabinets with a width of 60 cm
GOK-60, GOK-60-H92
Colour: stainless steel, black
Control: electronic
Lighting: LED
Performance: 650 m³/h
Noise level: 49-65 dB



AVENTOS HK-XS LIFT SYSTEM



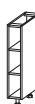











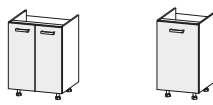




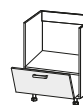





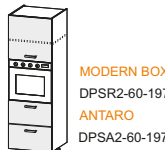
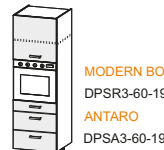

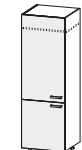

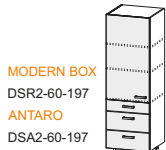
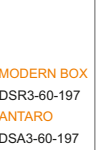
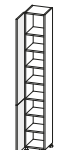
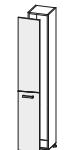


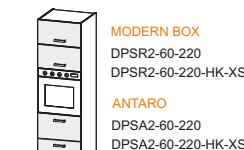
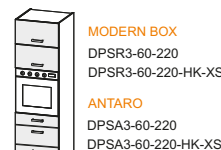

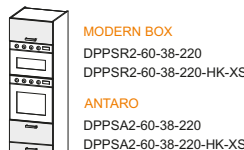
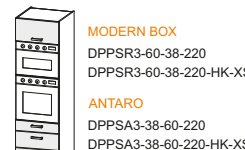
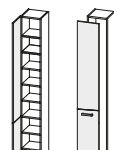




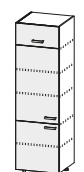
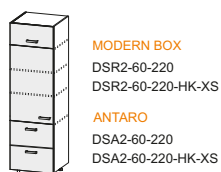
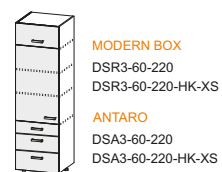
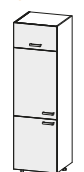
With an integrated braking system high user comfort

AVENTOS HK-TOP LIFT SYSTEM



Minimalist design
Blumotion – quiet and gentle closing
High user comfort

BASE CABINETS

height 72 cm	CABINETS WITH SHELVES			CABINETS WITH DRAWERS							
	 D-15	 D-30 D-40 D-45 D-50 D-60	 D2-80 D2-90	 ANTARO D1SA-40 D1SA-50	 METABOX MODERN BOX D1SM-40 D1SR-40 D1SM-50 D1SR-50	 ANTARO DSA-45-2W-1N DSA-60-2W-1N DSA-90-2W-1N	 METABOX MODERN BOX DSM-45-2W-1N DSR-45-2W-1N DSM-60-2W-1N DSR-60-2W-1N DSM-90-2W-1N DSR-90-2W-1N	 ANTARO DSA-60-2W DSA-90-2W	 MODERN BOX DSR-60-2W DSR-90-2W	 METABOX DSM-60-2W-1WEW DSM-90-2W-1WEW	 ANTARO DSA-60-2W-1WEW DSA-90-2W-1WEW
height 72 cm	SINK CABINETS			CARGO CABINET	BUILT-IN OVEN CABINET	COMPACT OVEN CABINET		CORNER CABINETS		DISHWASHER FRONTS	
	 DZ-60	 DZ2-80 DZ2-90 DZSM-60 DZSM-90 DZSR-60 DZSR-90 DZSA-60 DZSA-90	 DZSR-90	 DC-15 DC-30	 DP-60	 DPSA-60	 DPK-60	 DNW-105 DNW-120	 DNW-90	 HIDDEN PANEL DM-45-72 DM-60-72	 OPEN PANEL DM-45-57 DM-60-57
height 197 cm	OVEN CABINETS			REFRIGERATOR CABINET	UTILITY CABINETS		CARGO CABINET	LED AND VITRINE FRONT			
	 DP-60-197	 MODERN BOX DPSR2-60-197 ANTARO DPSA2-60-197	 MODERN BOX DPSR3-60-197 ANTARO DPSA3-60-197	 DPP-60-38-197 DPP-60-38-197-HK-XS	 DL-60-197	 D-60-197	 MODERN BOX DSR2-60-197 ANTARO DSA2-60-197	 MODERN BOX DSR3-60-197 ANTARO DSA3-60-197	 D-30-197 D-45-197	 DC-30-197	 D-AL-45-197 D-AL-60-197
height 220 cm	OVEN CABINETS			OVEN CABINETS		CARGO CABINET					
	 DP-60-220 DP-60-220-HK-XS	 MODERN BOX DPSR2-60-220 DPSR2-60-220-HK-XS ANTARO DPSA2-60-220 DPSA2-60-220-HK-XS	 MODERN BOX DPSR3-60-220 DPSR3-60-220-HK-XS ANTARO DPSA3-60-220 DPSA3-60-220-HK-XS	 DPP-60-38-220 DPP-60-38-220-HK-XS	 MODERN BOX DPPSR2-60-38-220 DPPSR2-60-38-220-HK-XS ANTARO DPPSA2-60-38-220 DPPSA2-60-38-220-HK-XS	 MODERN BOX DPPSR3-60-38-220 DPPSR3-60-38-220-HK-XS ANTARO DPPSA3-60-38-220 DPPSA3-60-38-220-HK-XS	 D-30-220 DC-30-220				
height 72 cm	ISLAND CABINETS		ISLAND CABINETS WITH LED AND VITRINE FRONT		UTILITY CABINETS		REFRIGERATOR CABINET				
	 D-45-GL-30 D-60-GL-30	 D-90-GL-30	 D-AL-45-GL-30 D-AL-60-GL-30	 D-AL-90-GL-30	 D-60-220 D-60-220-HK-XS	 MODERN BOX DSR2-60-220 DSR2-60-220-HK-XS ANTARO DSA2-60-220 DSA2-60-220-HK-XS	 MODERN BOX DSR3-60-220 DSR3-60-220-HK-XS ANTARO DSA3-60-220 DSA3-60-220-HK-XS	 DL-60-220 DL-60-220-HK-XS			

AVAILABLE DRAWER MECHANISMS



SERVO-DRIVE electric opening assistance

Optional for sink cabinets with Antaro drawer: DZSA-60 and DZSA-90
Easy opening (just gently press the front with your knee)



INTERNAL DRAWERS

Optional for utility cabinets
Colour: white, black



METABOX

partial extension
Made of durable materials
Option to add the BLUMOTION system
Colour: white



MODERN BOX

Full extension
modern design
Soft close
Colour: white



TANDEMBOX ANTARO


Full extension, soft close
With integrated BLUMOTION system
Colour: white, black
Optional decorative glass side (for high drawers)
Optional TIP-ON system for handle-free drawer opening

WORKTOPS

Worktops play a fundamental role in the comfort of work in the kitchen. The more worktop space, the easier it is to prepare meals. The worktop must be stylish, durable, and easy to clean.

Material: particleboard with a thermosetting plastic layer
Resistant to staining, high temperatures, do not fade from sunlight, and are easy to clean
Thickness: 38 mm

Available colours:



Available sizes:
203 x 60 cm **, 348 x 60 cm *, 400 x 60 cm **, 203 x 120 cm **, 400 x 120 cm **, leg 87 x 59,8 cm, leg 87 x 93,8 cm

LAMELA veneered worktop, non-oiled

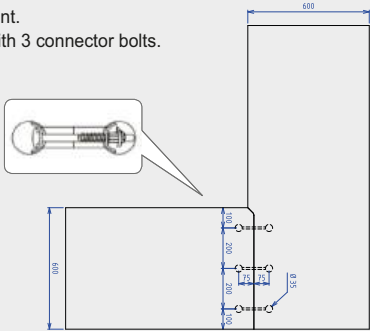


thickness: 40,5 mm
188 x 60 cm
248 x 60 cm
300 x 60 cm
300 x 94 cm
thickness: 42,5 mm
leg 87 x 59,8 cm
leg 87 x 93,8 cm

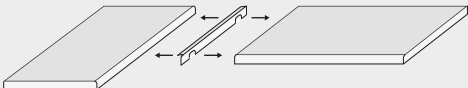
Veneer natural oak, wood-blocks

Worktop connection systems:

Mitre joint.
Used with 3 connector bolts.



Joint with a connecting strip.



Custom cutting, edge banding, and mitre edge cutting are available.
For further details, please consult the seller.

The surface of veneered worktops requires protection through oiling. Such a worktop ages beautifully and lasts for many years.

* Worktops are sold as whole pieces.
** Custom sizing available – worktops can be cut according to provided specifications or drawings.

WORKTOP ACCESSORIES

<p>CORNER JOINT STRIP: colours: aluminium, white, black</p> 	<p>SIDE FINISHING STRIP: colours: aluminium, white, black</p> 	<p>SCREW CONNECTION 150</p> 	<p>Sealing tape applied under sink 7.5 x 300 mm</p> <hr/> <p>Sealing foil applied above dishwasher 8 x 80 mm</p>
--	--	---	--

NEW

SLIM LINE COMPACT WORKTOPS

Ultra-thin Slim Line compact worktops represent a contemporary take on the traditional worktop. They combine sleek design with functionality. Thanks to advanced technology, they are highly durable, offering worry-free usage without the risk of damage.


Material: compact board with a monochromatic core

Enhanced scratch and moisture resistance

thickness: 12 mm



Black SF



Alpine white



K551 Carrara
white core



K553 Galaxus
black core



0834 FH Paros
black or white core



0833 FH Rezzato
black core



0080 IP / SX
Black



0085 IP / SX
White



0581 FH Lentos
black or grey core



0566 FH Kara
black core



0599 FH Orca
black core



0048 FH Cognac
Oak black core

DECORATIVE PANELS

Decorative panels are a great alternative to tiles, offering an ideal finish for the kitchen work surface. The connection between the worktop and upper cabinets not only protects the wall behind the work surface but also adds an extra decorative touch.

BACKSPLASH PANELS

Made of decorative HPL laminate and chipboard

Heat-resistant, dirt-resistant

Easy to clean, hygienic



K091 FP v2




K092 FP v2



K205 RS



K206 PE



K209 RS



K207 RS



Available in pre-cut sizes: 2000 x 640 x 10 mm, 4100 x 640 x 10 mm.
Custom cutting and processing available.

LAMINATED BOARD PANELS

Made of chipboard covered with laminate.

Dirt-resistant.

Thickness: 18 mm;

edges covered with PVC on all four sides

Option for custom cutting and processing.



White
(carcass)



Cashmere



Light graphite



Black



Light atelier



Dark atelier



Alpine white



Stone oak



Light
sonoma oak



Grey
craft oak



Gold
craft oak

Available size: 275 x 100 cm

SMART SOLUTIONS

peka
ergonomia w kuchni

REJS
wyposażenie mebli

Modern kitchen accessories: tall and low cargo pull-out baskets, as well as swivel and pull-out systems for corner cabinets - convenience at its best. These solutions make it possible to optimise even the smallest usable space in the kitchen, ensuring easy access to the entire cabinet.



CORNER SYSTEMS

LE MANS



ARENA CLASSIC
silver / white



ARENA STYLE
anthracite



CORNER OPTIMA REJS
silver / white



REVOLVING SHELVES



1/2 revolving shelf **REJS**



3/4 revolving shelf **REJS**



3/4 revolving shelf **ARENA CLASSIC**
silver / white

MAGIC CORNER COMFORT



ARENA CLASSIC
silver / white



ARENA STYLE
anthracite



LIBELL
silver / white



CORNER COMFORT CLASSIC REJS

UNDER-WORKTOP SYSTEMS



MULTI CARGO MINI REJS
width: 300,150



SLIM - ARENA CLASSIC
silver / white width: 300



JUNIOR - ARENA STYLE
anthracite width: 300



KITCHEN TOWER
anthracite / white

TALL PULL-OUT SYSTEMS

PLENO

width of the front 600



LIBELL

anthracite / white



ARENA CLASSIC

silver / white

DISPENSA

width of the front 400, 300



ARENA STYLE

anthracite



LIBELL

anthracite



MAXIMA 300 REJS

chrom, silver

EXTENDO PULL-OUT SHELVES

colour: anthracite/ white
for cabinets:

600
500
450
400
300



EXTENDO 400



EXTENDO 500



DRAWER INSERTS



white

variant: 40
45
50
60
90



black – PEKA

ORGA-LINE INTERNAL ORGANIZATION SYSTEM

designed for BLUM ANTARO drawers

Functional organization of drawer space. The system offers: stainless steel containers that can be freely arranged, dividers for high drawers, a knife holder, a plate holder, a cutter for plastic and aluminum foil, and a spice rack.



DISH RACKS

variant: 60
80
90



chrome effect


WASTE BINS



Let's take care of the environment! It's not just a trend or a new lifestyle. Waste sorting is becoming part of everyday life. Let's get involved in waste segregation starting right at home.



JC 606 BIN
45 cm (2x9l+20l) FRONT



JC 609 BIN
60 cm (2x9l+2x20l) FRONT



ALADIN 1 BIN
40 (16l) FRONT



ALADIN 2 BIN
40 (2x8l) FRONT



PRACTIKO 60 BIN
TRIPLE (1x15l + 2x7l)



PRACTIKO 90 BIN
TRIPLE (3x15l)



SESAMO 1 BIN
45 (16l) FRONT



SESAMO 2 BIN
45 (2x8l) FRONT



AUTOMAT 270 BIN
45 (13l) FRONT



C-3484 128 mm
C-3485 160 mm
nickel satin, black




C-5824 128 mm
C-5825 160 mm
nickel satin, black, gold



C-1144 128 mm
C-1146 160 mm
nickel satin, black



2457 160 mm



2464



C-192
nikiel satyna
black



2011
nikiel satin
black



2438
nikiel satin
black



A-823
nikiel satin
black



2266-145PB12 146 mm
black



C-3314 128 mm
nikiel satin



2108 192 mm
2108 224 mm
black



GTOBL
black



GDIG25
gold



GKUG
gold



UPACR 128 mm
chrom



UPAG 128 mm
UPAG 160 mm
gold



UPARCZ 128 mm
UPARCZ 160 mm
black



UTOBL 128 mm
black



UMU2BL64
black



UMU2G64
gold



URENIK SAT 128 mm
URENIK SAT 480 mm
nikiel satin



URUG 96 mm
URUG 128 mm
gold



UHUG 128 mm
gold



UPIBL 128 mm
black

OVERLAY HANDLES



FE9 U

Available in: white or black.
Length: 128x146 mm.



U9 black

For aluminium frames.
Available in black.
Length: 100 mm

Matched to the front width
Available in black.
Available widths:



FE6

146 mm (15)	496 mm (50)
296 mm (30)	596 mm (60)
396 mm (40)	796 mm (80)
446 mm (45)	896 mm (90)

315+333 mm (DNW-90 kpl.)
274+292 mm (DNW-60 kpl.)

LIGHTING

Kitchen worktop lighting is not only practical but also adds aesthetic value. Under-cabinet LED lighting offers energy-efficient illumination in a practical and elegant form.



CHLORIS set
with 2 or 3 lighting points
fixture with integrated switch



HERA set
2 or 3 lighting points



TRIOS set
2 or 3 lighting points



PO5 set
2 or 3 lighting points 295 mm, 595 mm



NOTOS set
2 or 3 lighting points



Set JUNO 2 or 3 p.



Set LENA II 2 or 3 p.



QUAD II 2 or 3 p.



SPACE II 2 or 3 p.

PROFILES



BIG POINT
set of 1, 2, or 3 points
for cabinet interior lighting



RONDO PROFILE
available in lengths of
396, 446, 596, 796 mm



RONDO S PROFILE
for drawer interior lighting,
available in lengths:
355, 405, 455, 555,
755, 855, 955 mm

+ 30W power supply unit

GLASS SHELVES LIGHTING SYSTEM



ZETA S 3S
LED clip for glass shelves lighting



MODULAR LIGHTING



profil: 25, 55, 75, 100 cm



Accessories for panel mounting and joining, switches (optionally with USB), 1-meter LED cables with plug, power supply 30W or 50W with mini socket and cables




LED BODY



Cabinet bottom with integrated LED profile.
Eliminates requirement for additional handles.

length:
263 mm
363 mm
413 mm
463 mm
563 mm
763 mm
863 mm



+ power supply unit 3 x 863
or
power supply unit 6 x 863

Carcass bottom available in colors:
white, black, light graphite, stone oak.
LED profile available in colors:
aluminum and black.



FINISHING ELEMENTS




! For a seamless kitchen look, use matching side panels, plinths, or decorative strips.

Available materials
for finishing elements:

laminated chipboard:



lakier połysk
lub mat:



1 DECORATIVE PANEL MOULDING

Crown moulding W3 for London kitchen, colors: white, alabaster, dove, rose, grey, deep green, deep navy, black. Length: 2700 mm



2 3 4 5 COVER PANELS

Cover panel in the color of fronts or carcass, used to conceal visible sides of kitchen cabinets for a seamless look.

sizes:
358 x 320, 358 x 580, 716 x 320, 720 x 580, 870 x 580,
923 x 320, 1966 x 580, 2196 x 580
720 x 200 for cabinets DNW-105, DNW-120
716 x 150/32 for cabinet GN-65,
923 x 150/32 for cabinet GN-65-H92

NEW

6 PLINTHS

Plinths made of MDF or chipboard with a seal. Elegant finish for every kitchen. Available in two heights: 100 mm and 150 mm. Plinth length: 2600 mm.

7 OPTIONAL ELEMENTS

Aluminium ventilation grille
colors: white, black, aluminium





If we want the kitchen to be not only attractive but, above all, functional - a place where working is comfortable and enjoyable - we should:

- **Divide the kitchen into functional zones.**

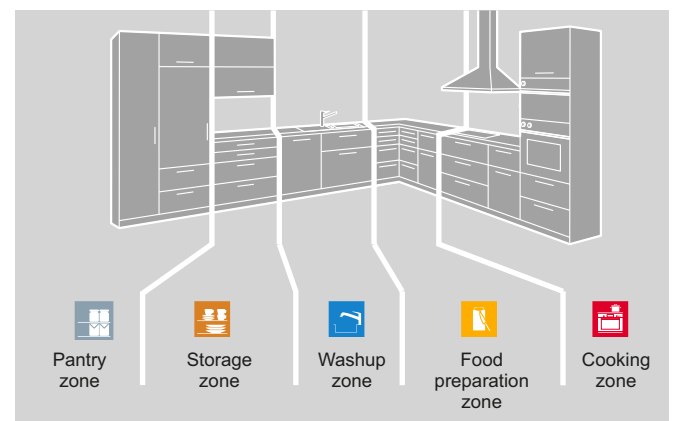
The arrangement of work zones and the distances between them is called the work triangle. The triangle's points are the sink, refrigerator, and cooktop, which should be positioned 1-2 meters apart.

- **Choose the optimal height for the worktops.**

If you are tall, choose base cabinets with 15 cm legs instead of the standard 10 cm.

- **Replace lower standard-hinged cabinets with drawers.**

Full-extension drawers provide easy access to the entire cabinet contents.



U-shaped kitchen



Island kitchen



G-shaped kitchen



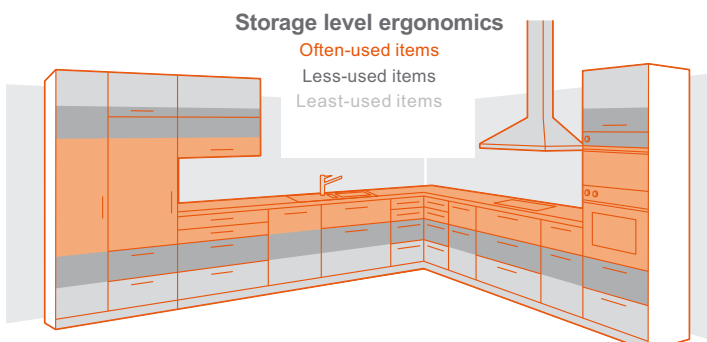
L-shaped kitchen



Two-row kitchen



One-row kitchen





KITCHENS DESIGNED
AROUND YOUR NEEDS
AND DREAMS


FABRYKA MEBLI RAWA Sp. z o.o.

ul. Księżę Domki 41
96-200 Rawa Mazowiecka

✉ arek.walendzik@rawafm.pl

☎ +48 579 516 901

Distributor



This publication does not constitute an offer within the meaning of the Civil Code. The dimensions and materials shown may differ from the actual ones due to the production process and component availability. Due to printing technology, the colours presented may vary from the actual colours.

